



# Connect Series Accessories

# CONNECT SERIES ACCESSORIES

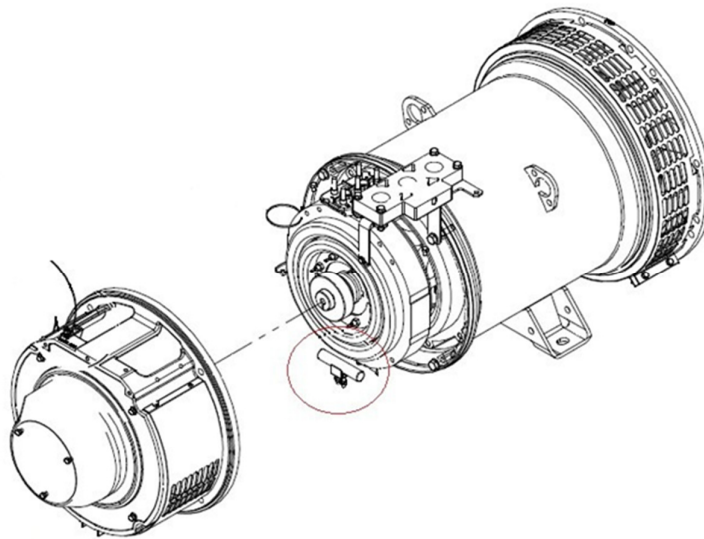
## Table of Contents

<b><u>ALTERNATOR HEATERS</u></b> .....	<b><u>1</u></b>
<b><u>ANNUNCIATORS</u></b> .....	<b><u>2</u></b>
<b><u>AUXILIARY</u></b> .....	<b><u>3</u></b>
AUXILIARY CONFIGURABLE SIGNAL INPUTS / RELAY OUTPUTS.....	3
AUXILIARY OUTPUTS RELAYS.....	3
<b><u>BATTERIES</u></b> .....	<b><u>4</u></b>
<b><u>BATTERY ACCESSORIES</u></b> .....	<b><u>4</u></b>
BATTERY HEATER KITS .....	4
BATTERY TRAY KITS .....	4
<b><u>BATTERY CHARGERS</u></b> .....	<b><u>5</u></b>
<b><u>CIRCUIT BREAKERS</u></b> .....	<b><u>6-16</u></b>
CIRCUIT BREAKER ACCESSORIES .....	6
CIRCUIT BREAKER KITS.....	6-16
<b><u>COLD WEATHER ACCESSORIES</u></b> .....	<b><u>17</u></b>
EXTREME COLD ACCESSORY KITS.....	17
<b><u>EXCITER / VOLTAGE REGULATOR KITS</u></b> .....	<b><u>18</u></b>
EXCITATION BOOST SYSTEM KIT .....	18
PERMANENT MAGNET GENERATOR KIT.....	18
<b><u>LOAD MANAGEMENT KIT</u></b> .....	<b><u>18</u></b>
<b><u>MAINTENANCE</u></b> .....	<b><u>19</u></b>
PAINTS .....	19
PREVENTATIVE MAINTENANCE KITS .....	19
<b><u>REMOTE DISPLAYS</u></b> .....	<b><u>20-21</u></b>
REMOTE DISPLAY .....	20
REMOTE BARGRAPH DISPLAY .....	20
REMOTE UNIT HMI 220/320 .....	21
<b><u>SAFETY</u></b> .....	<b><u>21-22</u></b>
ALARM INSTALLATION, AUDIBLE, ENGINE SHUTDOWN.....	21
EMERGENCY STOP DISPLAY PANEL.....	21
LOW COOLANT LEVEL KIT .....	21
OIL MAKEUP SYSTEM KITS.....	22
<b><u>SOUND</u></b> .....	<b><u>23</u></b>
BASE BARRIER – ELEVATED GENSETS .....	23
SOUND KITS.....	23
<b><u>MOUNTING PADS</u></b> .....	<b><u>24</u></b>

## Alternator Heaters

Prevents condensation and frost from forming on the alternator. Designed to prevent corrosive damage of electrical and mechanical components in high humidity environments.

Part Number	Compatibility	Kit Includes
<b>A044G635</b>	Gensets using the CA125 or CA135 Alternators: RS36, RS40 RX40, RX45, RX50, RX60	Alternator heater, marking label, cable ties, hex nuts, lock washers, thread sealant, instruction sheet
<b>A044G637</b>	Gensets using the CA115 Alternator: RS22, RS25, RS30, RS36, RS40 RX30, RX36, RX40, RX45, RX50	Alternator heater, marking label, cable ties, hex nuts, lock washers, thread sealant, instruction sheet




# Annunciators

## RS485 Annunciator

The Universal Annunciator Module provides visual and audible indication of up to 20 separate alarm or status conditions, based on discrete (relay) inputs or network inputs. Each LED can be controlled by either a discrete wire input or by a signal on the PCCnet network sent from an external device, such as a PCC1302, 2300, 3300 controls. Remote annunciator panels comply with NFPA 110 (Emergency and Standby Power Systems). The annunciator module can also be used for monitoring of transfer switch or other equipment status.

In addition to the LEDs, the annunciator can control four custom relays based on signals received over the PCCnet. When one of the annunciator's discrete inputs is activated, the annunciator will broadcast that information over the network. By taking advantage of the network, discrete inputs and custom relays, the annunciator can be used as expanded I/O for a PCC1302, 2300, 3300 controls.

Part Number	Compatibility	Kit Includes
<b>A045J199</b>	RS22, RS25, RS30, RS36, RS40 RX30, RX36, RX40, RX45, RX50, RX60	Panel Mount version: Annunciator, wiring harness, cable tie, and window splice
<b>A045J201</b>	RS50, RS60, RS80, RS100 RS125, RS150	Enclosure version: Annunciator, wiring harness, cable tie, and window splice



## Auxiliary

### Auxiliary Configurable Signal Inputs / Relay Outputs


The PowerCommand® AUX101 Input/Output module provides up to eight Form-C relay output sets and eight (8) discrete/analog inputs for auxiliary control and monitoring of the power system. The relays may be configured individually from the genset control operator interface or using InPower Software.



Part Number	Compatibility	Kit Includes
<b>A044Z055</b>	RS22, RS25, RS30, RS36, RS40 RX30, RX36, RX40, RX45, RX50, RX60 RS50, RS60, RS80, RS100 RS125, RS150	Input/Output Card, Protection Cover, Circuit Card Harness, Generator Electrical Harness, Electrical Guard, hardware, and instruction sheet

### Auxiliary Output Relays

Allows for remote control functionality from controller. The relays can handle up to 600 VAC @ 10 amp (or 30 VDC @ 10A) with 4 poles (2 poles normally open, 2 poles normally closed).



Part Number	Compatibility	Kit Includes
<b>A044Z053</b>	RS22, RS25, RS30, RS36, RS40 RX30, RX36, RX40, RX45, RX50, RX60 RS50, RS60, RS80, RS100 RS125, RS150	Two relays, harness, screws, cable ties, and instruction sheet

## Batteries

Part Number	Standby/Cold	Group	Compatibility
<b>A052Y816</b>	Standby Battery	51R – 450 CCA	RS13A, RS17A, RS20A
<b>0416-1051</b>	Standby Battery	26 – 530 CCA	RS22, RS25, RS30, RS36, RS40, RX30, RX36, RX40, RX45, RX50, RX60
<b>A045P632</b>	Cold Starting	34 – 850 CCA	RS22, RS25, RS30, RS36, RS40, RX30, RX36, RX40, RX45, RX50, RX60
<b>A045P632</b>	Standby Battery	34 – 850 CCA	RS50, RS60, RS80, RS100 RS125*, RS150*
<b>A030Y976</b>	Cold Starting	4D – 1050 CCA	RS50, RS60, RS80, RS100


\* - For Cold Starting, these gensets take 2 of these batteries

## Battery Accessories

### Battery Heater Kits

Improves cold weather starting performance. Requires external power source connected to heater.

Part Number	Compatibility	Kit Includes
<b>A046G494</b>	RS22, RS25, RS30, RS36, RS40 RX30, RX36, RX40, RX45, RX50, RX60	Heater pad with build-in thermostat, cable ties, instruction sheet
<b>A052E356</b>	RS50, RS60, RS80, RS100	Heater pad with build-in thermostat, cable ties, instruction sheet
<b>A054X752</b>	RS125, RS150	Heater pad with build-in thermostat, cable ties, instruction sheet



A046G494

### Battery Tray Kits

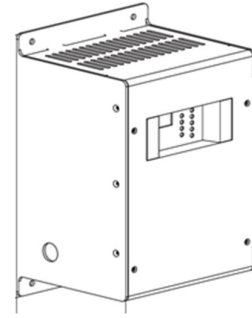
Larger tray which allows for installation of larger battery in place of the standard battery.

Part Number	Compatibility	Kit Includes
<b>A052A484</b>	RS50, RS60, RS80, RS100	Battery tray, battery strap, screws, grommet, tie cable

# Battery Chargers

## Battery Charger - 10A (12 VDC)

Cummins fully automatic battery chargers - using switched mode power electronics - are constant voltage/constant current chargers incorporating a 4-stage charging algorithm. Designed for use in applications where battery life and reliability are important; these chargers, complete with built-in equalize charge capability, are ideal for stationary or portable starting battery charging service. To achieve optimum battery life, a 4-stage charging cycle is implemented. The four charging stages are trickle, bulk, absorption and float. The trickle stage safely charges overly discharged batteries. It protects a damaged or shorted battery from excessive current. During bulk charge a constant current is applied to quickly restore the maximum battery charge level in the shortest amount of time.



Part Number	Compatibility	Kit Includes
<b>A048G602</b>	RS22, RS25, RS30, RS36, RS40 RX30, RX36, RX40, RX45, RX50, RX60 RS50, RS60, RS80, RS100 RS125, RS150	Battery charger, operator's manual, and instruction sheet

## Battery Charger - 6A (12 VDC)

Cummins fully automatic battery chargers use a 3-stage charging cycle to maximize battery life. During the bulk stage, the charger uses its full amp output to do the heaviest charging, quickly bringing your battery to about 75% of capacity. In the absorption stage, the current slows, adjusting for maximum charging efficiency while it gently tops off the battery to about 98% of capacity. During the maintenance stage, a lower, closely-regulated, constant voltage is applied to maintain full charge and prevent discharge.



Part Number	Compatibility	Kit Includes
<b>A045D925</b>	RS22, RS25, RS30, RS36, RS40 RX30, RX36, RX40, RX45, RX50, RX60	Battery charger, cable ties, screws, terminal block connectors, and instruction sheet
<b>A052A181</b>	RS50, RS60, RS80, RS100, RS125, RS150	Battery charger, cable ties, screws, terminal block connectors, and instruction sheet

# Circuit Breakers

## Circuit Breaker Accessories

Part Number	Type	Description	Kit Includes
0406-1234	Lockout	Allows for locking of H-, J-, and D- frame Square D circuit breakers in the off position using up to 3 padlocks	1 Locking plate
A054Z037	Lockout	Allows for locking of P- frame Square D circuit breakers in the off position using up to 3 padlocks	1 Locking plate
A043X760	Shunt Trip	Allows the ability to remotely trip the circuit breaker when the shunt trip is energized	Shunt trip and 12 VDC-1 circuit breaker
A043X785	Switch Auxiliary	Provides a Remote Signal Indicating the Circuit Breaker Contacts are Open or Closed, Auxiliary Switch 1A/1B, Trip indication, Overcurrent indication	1 Switch
A026M166	Wire Seal Kit	Allows for locking of Square D circuit breakers with electronic trip to prevent changes being made to set trip level	6 Seal kits

## Circuit Breaker Kits

Use the tables in the following pages to determine the part numbers needed in order to change the current circuit breaker or add additional breakers.

### For RS22, RS25, RS30, RS36, RS40

#### RX30, RX36, RX40, RX50, and RX60:

1. Locate the model in Model Reference Table #1
  - a. Read across the table to find the alternator and circuit breaker the generator was shipped with
2. Locate the desired circuit breaker amperage on the Single Phase or Three Phase table and do the following:
  - a. Read across for the Alternator Model
  - b. Continue to read across and find the necessary accessory part numbers:
    - i. Single Circuit Breaker: Order Accessory 1 (Breaker)
    - ii. Dual Circuit Breaker: Order Accessories 1, 2, and 3 (Breaker, Hardware, and Lead Kit)

### For RS50, RS60, RS80, RS100, RS125, and RS150:

1. Locate the model in Model Reference Table #2
  - a. Read across the model to find the circuit breaker the genset was shipped with
2. Locate the desired circuit breaker amperage on Model Reference Table #3 and #4
 

Use Table #3 for RS50, RS60, RS80, and RS100

Use Table #4 for RS125 and RS150

  - a. Read across and find the necessary accessory part numbers to order based off the position desired
    - i. The circuit breaker is the same regardless of position
    - ii. Dual Circuit Breaker: Order Accessories 1, 2, and 3 (Breaker; Hardware, and Lead Kit)



## Model Reference Table #1

Product Name	Marketing Name	Updated Preconfigured	Engine RPM	Voltage	Phase	Alternator	Circuit Breaker	Compatible Exciter/Regulator
RS22	C22 N6	A051X280	1800	120/240	1 phase	CA115	100	EBS
RS22	C22 N6	A051Y397	1800	120/208	3 phase	CA115	90	EBS
RS22	C22 N6	A051Y398	1800	120/240	3 phase	CA115	80	EBS
RS25	C25 N6	A051Y239	1800	120/240	1 phase	CA115	125	EBS
RS25	C25 N6	A051Y399	1800	120/208	3 phase	CA115	100	EBS
RS25	C25 N6	A051Y400	1800	120/240	3 phase	CA115	90	EBS
RS30	C30 N6	A051Y401	1800	120/240	1 phase	CA115	150	EBS
RS30	C30 N6	A051Y402	1800	120/208	3 phase	CA115	125	EBS
RS30	C30 N6	A051Y405	1800	120/240	3 phase	CA115	100	EBS
RS36	C36 N6	A051Y417	1800	120/240	1 phase	CA115	175	EBS
RS36	C36 N6	A051Y418	1800	120/208	3 phase	CA115	150	EBS
RS36	C36 N6	A051Y413	1800	120/240	3 phase	CA115	125	EBS
RS36	C36 N6	A051Y416	1800	277/480	3 phase	CA115	60	EBS
RS40	C40 N6	A051Y419	1800	120/240	1 phase	CA125	200	PMG
RS40	C40 N6	A051Y420	1800	120/208	3 phase	CA115	175	EBS
RS40	C40 N6	A051Y421	1800	120/240	3 phase	CA115	150	EBS
RS40	C40 N6	A051Y424	1800	277/480	3 phase	CA115	80	EBS
RX30	C30 N6H	A051Y426	3600	120/240	1 phase	CA115	150	
RX30	C30 N6H	A051Y428	3600	120/208	3 phase	CA115	125	
RX30	C30 N6H	A051Y429	3600	120/240	3 phase	CA115	100	
RX36	C36 N6H	A051Y444	3600	120/240	1 phase	CA115	175	
RX36	C36 N6H	A051Y448	3600	120/208	3 phase	CA115	150	
RX36	C36 N6H	A051Y453	3600	120/240	3 phase	CA115	125	
RX36	C36 N6H	A051Y458	3600	277/480	3 phase	CA115	60	
RX40	C40 N6H	A051Y459	3600	120/240	1 phase	CA115	200	
RX40	C40 N6H	A051Y463	3600	120/208	3 phase	CA115	175	
RX40	C40 N6H	A051Y465	3600	120/240	3 phase	CA115	150	
RX40	C40 N6H	A051Y467	3600	277/480	3 phase	CA115	80	
RX45	C45 N6H	A051Y468	3600	120/240	1 phase	CA135	200	
RX45	C45 N6H	A051Y469	3600	120/208	3 phase	CA115	200	
RX45	C45 N6H	A051Y472	3600	120/240	3 phase	CA115	150	
RX45	C45 N6H	A051Y473	3600	277/480	3 phase	CA115	80	
RX50	C50 N6H	A051Y474	3600	120/240	1 phase	CA135	200	
RX50	C50 N6H	A051Y476	3600	120/208	3 phase	CA115	200	
RX50	C50 N6H	A051Y477	3600	120/240	3 phase	CA115	175	
RX50	C50 N6H	A051Y478	3600	277/480	3 phase	CA115	90	
RX60	C60 N6H	A051Y479	3600	120/240	1 phase	CA135	250	
RX60	C60 N6H	A051Y480	3600	120/208	3 phase	CA135	250	
RX60	C60 N6H	A051Y482	3600	120/240	3 phase	CA135	200	
RX60	C60 N6H	A051Y483	3600	277/480	3 phase	CA135	100	

## SINGLE PHASE

CIRCUIT BREAKER				CIRCUIT BREAKER SELECTION													Accessories		
Feature Code "A" POSITION	Feature Code "B" POSITION	Amps	Model	Alternator Model	C22N6	C25N6	C30N6	C36N6	C40N6	C30N6H	C36N6H	C40N6H	C45N6H	C50N6H	C60N6H	1	2	3	
																CIRCUIT BREAKER	Hardware Kit	"B" Position LEADS Kit	
KV05-2	KV55-2	15	H-Frame, Thermal Magnetic	CA115	X	X	X	X	X	X	X	X	X	X	X	A044Z201	A045P241	A045A626	
				CA125					X	X								A045B104	
				CA135									X	X	X			X	A045B104
KV06-2	KV56-2	20	H-Frame, Thermal Magnetic	CA115	X	X	X	X	X	X	X	X	X	X	X	A044Z200	A045P241	A045A626	
				CA125				X	X									A045B104	
				CA135									X	X	X			X	A045B104
KV07-2	KV57-2	25	H-Frame, Thermal Magnetic	CA115	X	X	X	X	X	X	X	X	X	X	X	A044Z203	A045P241	A045A626	
				CA125				X	X									A045B104	
				CA135									X	X	X			X	A045B104
KV08-2	KV58-2	30	H-Frame, Thermal Magnetic	CA115	X	X	X	X	X	X	X	X	X	X	X	A044Z199	A045P241	A045A626	
				CA125				X	X									A045B104	
				CA135									X	X	X			X	A045B104
KV09-2	KV59-2	40	H-Frame, Thermal Magnetic	CA115	X	X	X	X	X	X	X	X	X	X	X	A044Z198	A045P241	A045A626	
				CA125				X	X									A045B104	
				CA135									X	X	X			X	A045B104
KV10-2	KV60-2	50	H-Frame, Thermal Magnetic	CA115	X	X	X	X	X	X	X	X	X	X	X	A044Z197	A045P241	A045A626	
				CA125				X	X									A045B104	
				CA135									X	X	X			X	A045B104
KV11-2	KV61-2	60	H-Frame, Thermal Magnetic	CA115	X	X	X	X	X	X	X	X	X	X	X	A044Z196	A045P241	A045A626	
				CA125				X	X									A045B104	
				CA135									X	X	X			X	A045B104
KV12-2	KV62-2	70	H-Frame, Thermal Magnetic	CA115	X	X	X	X	X	X	X	X	X	X	X	A044Z195	A045P241	A045A626	
				CA125				X	X									A045B104	
				CA135									X	X	X			X	A045B104
KV13-2	KV63-2	80	H-Frame, Thermal Magnetic	CA115	X	X	X	X	X	X	X	X	X	X	X	A044Z194	A045P241	A045A626	
				CA125				X	X									A045B104	
				CA135									X	X	X			X	A045B104
KV14-2	KV64-2	90	H-Frame, Thermal Magnetic	CA115	X	X	X	X	X	X	X	X	X	X	X	A044Z193	A045P241	A045A626	
				CA125				X	X									A045B104	
				CA135									X	X	X			X	A045B104
KV15-2	KV65-2	100	H-Frame, Thermal Magnetic	CA115	X	X	X	X	X	X	X	X	X	X	X	A044Z192	A045P241	A045A626	
				CA125				X	X									A045B104	
				CA135									X	X	X			X	A045B104
KV16-2	KV66-2	125	H-Frame, Thermal Magnetic	CA115	X	X	X	X	X	X	X	X	X	X	X	A044Z191	A045P241	A045A626	
				CA125				X	X									A045B104	
				CA135									X	X	X			X	A045B104
KV17-2	KV67-2	150	H-Frame, Thermal Magnetic	CA115		X	X	X	X	X	X	X	X	X	X	A044Z190	A045P241	A045A626	
				CA125				X	X									A045B104	
				CA135									X	X	X			X	A045B104
KV18-2	KV68-2	175	H-Frame, Thermal Magnetic	CA115			X	X	X	X	X	X	X	X	X	A044Z184	A045P245	A045A626	
				CA125				X	X									A045B104	
				CA135									X	X	X			X	A045B104
KV19-2	KV69-2	200	H-Frame, Thermal Magnetic	CA115				X	X		X	X	X	X	X	A044Z183	A045P245	A045A626	
				CA125				X	X									A045B104	
				CA135									X	X	X			X	A045B104

## SINGLE PHASE (continued)

CIRCUIT BREAKER				CIRCUIT BREAKER SELECTION													Accessories		
Feature Code "A" POSITION	Feature Code "B" POSITION	Amps	Model	Alternator Model	C22N6	C25N6	C30N6	C36N6	C40N6	C30N6H	C36N6H	C40N6H	C45N6H	C50N6H	C60N6H	1	2	3	
KV20-2	KV70-2	225	H-Frame, Thermal Magnetic	CA115					X			X	X	X		A044Z182	A045P245	A045A626	
				CA125					X						A045B104				
				CA135							X	X	X	X	A045B104				
KV21-2	KV71-2	250	H-Frame, Thermal Magnetic	CA115									X	X		A044Z045	A045P245	A045A626	
				CA125											A045B104				
				CA135							X	X	X	A045B104					
KV47-2	Not Offered	250	J-Frame, Electronic, LSI, 100%	CA135										X	X	A044Z217	A045P249		
Not Offered	KX27-2	250	J-Frame, Electronic, LSI, 80%	CA135											X	A050P694	A045P249	A045B106	
KX26-2	Not Offered	250	J-Frame, Electronic, LSI, 100%	CA135											X	A050P695	A045P249		

## THREE PHASE

CIRCUIT BREAKER				CIRCUIT BREAKER SELECTION													Accessories		
				Alternator Model	C22N6	C25N6	C30N6	C36N6	C40N6	C30N6H	C36N6H	C40N6H	C45N6H	C50N6H	C60N6H	1	2	3	
Feature Code "A" POSITION	Feature Code "B" POSITION	Amps	Model																
KV30-2	KV80-2	15	H-Frame, Thermal Magnetic	CA115	X	X	X	X	X	X	X	X	X	X		A044Z215	A045P245	A045B102	
				CA125					X	X									A045B106
				CA135								X	X	X	X				A045B106
KV31-2	KV81-2	20	H-Frame, Thermal Magnetic	CA115	X	X	X	X	X	X	X	X	X	X		A044Z214	A045P245	A045B102	
				CA125					X	X									A045B106
				CA135								X	X	X	X				A045B106
KV32-2	KV82-2	25	H-Frame, Thermal Magnetic	CA115	X	X	X	X	X	X	X	X	X	X		A044Z216	A045P245	A045B102	
				CA125					X	X									A045B106
				CA135								X	X	X	X				A045B106
KV33-2	KV83-2	30	H-Frame, Thermal Magnetic	CA115	X	X	X	X	X	X	X	X	X	X		A044Z213	A045P245	A045B102	
				CA125					X	X									A045B106
				CA135								X	X	X	X				A045B106
KV34-2	KV84-2	40	H-Frame, Thermal Magnetic	CA115	X	X	X	X	X	X	X	X	X	X		A044Z212	A045P245	A045B102	
				CA125					X	X									A045B106
				CA135								X	X	X	X				A045B106
KV35-2	KV85-2	50	H-Frame, Thermal Magnetic	CA115	X	X	X	X	X	X	X	X	X	X		A044Z211	A045P245	A045B102	
				CA125					X	X									A045B106
				CA135								X	X	X	X				A045B106
KV36-2	KV86-2	60	H-Frame, Thermal Magnetic	CA115	X	X	X	X	X	X	X	X	X	X		A044Z210	A045P245	A045B102	
				CA125					X	X									A045B106
				CA135								X	X	X	X				A045B106
KV37-2	KV87-2	70	H-Frame, Thermal Magnetic	CA115	X	X	X	X	X	X	X	X	X	X		A044Z209	A045P245	A045B102	
				CA125					X	X									A045B106
				CA135								X	X	X	X				A045B106
KV38-2	KV88-2	80	H-Frame, Thermal Magnetic	CA115	X	X	X	X	X	X	X	X	X	X		A044Z207	A045P245	A045B102	
				CA125					X	X									A045B106
				CA135								X	X	X	X				A045B106
KV39-2	KV89-2	90	H-Frame, Thermal Magnetic	CA115	X	X	X	X	X	X	X	X	X	X		A044Z206	A045P245	A045B102	
				CA125					X	X									A045B106
				CA135								X	X	X	X				A045B106
KV40-2	KV90-2	100	H-Frame, Thermal Magnetic	CA115	X	X	X	X	X	X	X	X	X	X		A044Z208	A045P245	A045B102	
				CA125					X	X									A045B106
				CA135								X	X	X	X				A045B106
KV41-2	KV91-2	125	H-Frame, Thermal Magnetic	CA115		X	X	X	X	X	X	X	X	X		A044Z205	A045P245	A045B102	
				CA125					X	X									A045B106
				CA135								X	X	X	X				A045B106
KV43-2	KV93-2	175	H-Frame, Thermal Magnetic	CA115				X	X		X	X	X	X		A044Z189	A045P245	A045B102	
				CA125					X	X									A045B106
				CA135								X	X	X	X				A045B106
KV44-2	KV94-2	200	H-Frame, Thermal Magnetic	CA115					X						A044Z187	A045P245	A045B102		
				CA125					X										A045B106
				CA135								X	X	X			X		A045B106

## THREE PHASE (continued)

CIRCUIT BREAKER				CIRCUIT BREAKER SELECTION													Accessories		
Feature Code "A" POSITION	Feature Code "B" POSITION	Amps	Model	Alternator Model	C22N6	C25N6	C30N6	C36N6	C40N6	C30N6H	C36N6H	C40N6H	C45N6H	C50N6H	C60N6H	1	2	3	
																CIRCUIT BREAKER	Hardware Kit	"B" Position LEADS Kit	
KV45-2	KV95-2	225	H-Frame, Thermal Magnetic	CA115										X	X	A048N320	A045P245	A045B102	
				CA135									X	X	X			A045B106	
KV46-2	KV96-2	250	H-Frame, Thermal Magnetic	CA115												A044Z185	A045P245	A045B102	
				CA125											A045B106				
				CA135										X	A045B106				
KV47-2	Not Offered	250	J-Frame, Electronic, LSI, 100%	CA135											X	A044Z217	A045P249		
Not Offered	KX27-2	250	J-Frame, Electronic, LSI, 100%	CA135											X	A050P694	A045P249	A045B106	
KX26-2	Not Offered	250	J-Frame, Electronic, LSI, 100%	CA135											X	A050P695	A045P249		

## Model Reference Table #2

Product Name	Marketing Name	Model Number	Voltage	Phase	Circuit Breaker
RS50	C50N6	A054F630	120/240	1 phase	250
RS50	C50N6	A054F636	120/208	3 phase	225
RS50	C50N6	A054F647	277/480	3 phase	100
RS50	C50N6	A054F649	120/240	3 phase	200
RS60	C60N6	A054F666	120/240	1 phase	250**
RS60	C60N6	A054F821	120/208	3 phase	250
RS60	C60N6	A054F833	277/480	3 phase	125
RS60	C60N6	A054F835	120/240	3 phase	225
RS80	C80N6	A054F838	120/240	1 phase	400**
RS80	C80N6	A054F849	120/208	3 phase	400*
RS80	C80N6	A054F852	277/480	3 phase	150
RS80	C80N6	A054F857	120/240	3 phase	250**
RS100	C100N6	A054F867	120/240	1 phase	400**
RS100	C100N6	A054F870	120/208	3 phase	400**
RS100	C100N6	A054F873	277/480	3 phase	200
RS100	C100N6	A054F874	120/240	3 phase	400*
RS125	C125N6	A058T799	120/240	1 phase	600**
RS125	C125N6	A058T800	120/208	3 phase	600*
RS125	C125N6	A058T801	277/480	3 phase	250
RS125	C125N6	A058T804	120/240	3 phase	400**
RS150	C150N6	A058T805	120/240	1 phase	600**
RS150	C150N6	A058T806	120/208	3 phase	600**
RS150	C150N6	A058T809	277/480	3 phase	250**
RS150	C150N6	A058T810	120/240	3 phase	600*

\* - Electronic, 80% rated

\*\* - Electronic, 100% rated

## Model Reference Table #3 (RS50, RS60, RS80, and RS100)

Feature Code "A" POSITION	Feature Code "B" POSITION	Feature Code "C" POSITION	Amps	Model	1 or 3 Phase Accessories CIRCUIT BREAKER Part Number	Location A		Location B		Location C	
						Hardware Kit	LEADS Kit	Hardware Kit	LEADS Kit	Hardware Kit	LEADS Kit
KV30-2	KV80-2	KX34-2	15	H-Frame, Thermal-Magnetic, 80%	A044Z215	A052W286	A052X211	A052W312	A052X193	A052X002	A052X187
KV31-2	KV81-2	KX35-2	20	H-Frame, Thermal-Magnetic, 80%	A044Z214	A052W286	A052X211	A052W312	A052X193	A052X002	A052X187
KV32-2	KV82-2	KX36-2	25	H-Frame, Thermal-Magnetic, 80%	A044Z216	A052W286	A052X211	A052W312	A052X193	A052X002	A052X187
KV33-2	KV83-2	KX37-2	30	H-Frame, Thermal-Magnetic, 80%	A044Z213	A052W286	A052X211	A052W312	A052X193	A052X002	A052X187
KV34-2	KV84-2	KX38-2	40	H-Frame, Thermal-Magnetic, 80%	A044Z212	A052W286	A052X211	A052W312	A052X193	A052X002	A052X187
KV35-2	KV85-2	KX39-2	50	H-Frame, Thermal-Magnetic, 80%	A044Z211	A052W286	A052X211	A052W312	A052X193	A052X002	A052X187
KV36-2	KV86-2	KX40-2	60	H-Frame, Thermal-Magnetic, 80%	A044Z210	A052W286	A052X211	A052W312	A052X193	A052X002	A052X187
KV37-2	KV87-2	KX41-2	70	H-Frame, Thermal-Magnetic, 80%	A044Z209	A052W286	A052X211	A052W312	A052X193	A052X002	A052X187
KV38-2	KV88-2	KX42-2	80	H-Frame, Thermal-Magnetic, 80%	A044Z207	A052W286	A052X211	A052W312	A052X193	A052X002	A052X187
KV39-2	KV89-2	KX43-2	90	H-Frame, Thermal-Magnetic, 80%	A044Z206	A052W286	A052X211	A052W312	A052X193	A052X002	A052X187
KV40-2	KV90-2	KX44-2	100	H-Frame, Thermal-Magnetic, 80%	A044Z208	A052W286	A052X211	A052W312	A052X193	A052X002	A052X187
KV41-2	KV91-2	KX45-2	125	H-Frame, Thermal-Magnetic, 80%	A044Z205	A052W288	A052X212	A052W314	A052X194	A052X004	A052X189
KV42-2	KV92-2	KX46-2	150	J-Frame, Thermal-Magnetic, 80%	A044Z204	A052W288	A052X212	A052W314	A052X194	A052X004	A052X189
KV43-2	KV93-2	KX47-2	175	J-Frame, Thermal-Magnetic, 80%	A044Z189	A052W288	A052X212	A052W314	A052X194	A052X004	A052X189
KV44-2	KV94-2	KX48-2	200	J-Frame, Thermal-Magnetic, 80%	A044Z187	A052W288	A052X212	A052W314	A052X194	A052X004	A052X189
KV45-2	KV95-2	KX49-2	225	J-Frame, Thermal-Magnetic, 80%	A044Z186	A052W288	A052X213	A052W314	A052X199	A052X004	A052X191

## Model Reference Table #3 (continued)

(RS50, RS60, RS80, and RS100)

Feature Code "A" POSITION	Feature Code "B" POSITION	Feature Code "C" POSITION	Amps	Model	1 or 3 Phase Accessories CIRCUIT BREAKER Part Number	Location A		Location B		Location C	
						Hardware Kit	LEADS Kit	Hardware Kit	LEADS Kit	Hardware Kit	LEADS Kit
KV46-2	KV96-2	KX50-2	250	J-Frame, Thermal-Magnetic, 80%	A044Z185	A052W288	A052X213	A052W314	A052X199	A052X004	A052X191
KX26-2	KX28-2	KX29-2	250	J-Frame, Electronic LSI, 100%	A050P695	A052W289	A052X213	A052W315	A052X199	A052X005	A052X191
KX51-2	KX52-2	NOT OFFERED	400	L-Frame, Electronic LSI, 80%	A045U169	A052W291	A052X214	A052W317	A052X209	NOT OFFERED	NOT OFFERED
KX30-2	KX31-2	NOT OFFERED	400	L-Frame, Electronic LSI, 100%	A052T045	A052W290	A052X214	A052W316	A052X209	NOT OFFERED	NOT OFFERED
KX32-2	KX33-2	NOT OFFERED	600	L-Frame, Electronic LSI, 80%	A045U164	A052W291	A052X214	A052W317	A052X209	NOT OFFERED	NOT OFFERED



## Model Reference Table #4 (RS125 and RS150)

Feature Code "A" POSITION	Feature Code "B" POSITION	Feature Code "C" POSITION	Amps	Model	1 or 3 Phase Accessories CIRCUIT BREAKER Part Number	Location A		Location B		Location C	
						Hardware Kit	LEADS Kit	Hardware Kit	LEADS Kit	Hardware Kit	LEADS Kit
KV30-2	KV80-2	KX34-2	15	H-Frame, Thermal-Magnetic, 80%	A044Z215	A057L942	A057M150	A057M879	A057M144	A057N249	A057M140
KV31-2	KV81-2	KX35-2	20	H-Frame, Thermal-Magnetic, 80%	A044Z214	A057L942	A057M150	A057M879	A057M144	A057N249	A057M140
KV32-2	KV82-2	KX36-2	25	H-Frame, Thermal-Magnetic, 80%	A044Z216	A057L942	A057M150	A057M879	A057M144	A057N249	A057M140
KV33-2	KV83-2	KX37-2	30	H-Frame, Thermal-Magnetic, 80%	A044Z213	A057L942	A057M150	A057M879	A057M144	A057N249	A057M140
KV34-2	KV84-2	KX38-2	40	H-Frame, Thermal-Magnetic, 80%	A044Z212	A057L942	A057M150	A057M879	A057M144	A057N249	A057M140
KV35-2	KV85-2	KX39-2	50	H-Frame, Thermal-Magnetic, 80%	A044Z211	A057L942	A057M150	A057M879	A057M144	A057N249	A057M140
KV36-2	KV86-2	KX40-2	60	H-Frame, Thermal-Magnetic, 80%	A044Z210	A057L942	A057M150	A057M879	A057M144	A057N249	A057M140
KV37-2	KV87-2	KX41-2	70	H-Frame, Thermal-Magnetic, 80%	A044Z209	A057L942	A057M150	A057M879	A057M144	A057N249	A057M140
KV38-2	KV88-2	KX42-2	80	H-Frame, Thermal-Magnetic, 80%	A044Z207	A057L942	A057M150	A057M879	A057M144	A057N249	A057M140
KV39-2	KV89-2	KX43-2	90	H-Frame, Thermal-Magnetic, 80%	A044Z206	A057L942	A057M150	A057M879	A057M144	A057N249	A057M140
KV40-2	KV90-2	KX44-2	100	H-Frame, Thermal-Magnetic, 80%	A044Z208	A057L942	A057M150	A057M879	A057M144	A057N249	A057M140
KV41-2	KV91-2	KX45-2	125	H-Frame, Thermal-Magnetic, 80%	A044Z205	A057L944	A057M151	A057M881	A057M145	A057N251	A057M142
KV42-2	KV92-2	KX46-2	150	J-Frame, Thermal-Magnetic, 80%	A044Z204	A057L944	A057M151	A057M881	A057M145	A057N251	A057M142
KV43-2	KV93-2	KX47-2	175	J-Frame, Thermal-Magnetic, 80%	A044Z189	A057L944	A057M151	A057M881	A057M145	A057N251	A057M142
KV44-2	KV94-2	KX48-2	200	J-Frame, Thermal-Magnetic, 80%	A044Z187	A057L944	A057M152	A057M882	A057M146	A057N251	A057M143
KV45-2	KV95-2	KX49-2	225	J-Frame, Thermal-Magnetic, 80%	A044Z186	A057L944	A057M152	A057M882	A057M146	A057N251	A057M143

## Model Reference Table #4 (continued) (RS125 and RS150)

Feature Code "A" POSITION	Feature Code "B" POSITION	Feature Code "C" POSITION	Amps	Model	1 or 3 Phase Accessories CIRCUIT BREAKER Part Number	Location A		Location B		Location C	
						Hardware Kit	LEADS Kit	Hardware Kit	LEADS Kit	Hardware Kit	LEADS Kit
KV46-2	KV96-2	KX50-2	250	J-Frame, Thermal-Magnetic, 80%	A044Z185	A057L944	A057M152	A057M882	A057M146	A057N251	A057M143
KX26-2	KX28-2	KX29-2	250	J-Frame, Electronic LSI, 100%	A050P695	A057L945	A057M152	A057M882	A057M146	A057N252	A057M143
KX51-2	KX52-2	NOT OFFERED	400	L-Frame, Electronic LSI, 80%	A045U169	A057L947	A057M153	A057M883	A057M147	NOT OFFERED	NOT OFFERED
KX30-2	KX31-2	NOT OFFERED	400	L-Frame, Electronic LSI, 100%	A052T045	A057L947	A057M154	A057M884	A057M148	NOT OFFERED	NOT OFFERED
KX32-2	KX33-2	NOT OFFERED	600	L-Frame, Electronic LSI, 80%	A045U164	A057L948	A057M154	A057M885	A057M148	NOT OFFERED	NOT OFFERED
KY06-2	KY07-2	NOT OFFERED	600	L-Frame, Electronic LSI, 100%	A045U164	A057L949	A057M154	A057M886	A057M148	NOT OFFERED	NOT OFFERED
KY08-2	KY09-2	NOT OFFERED	800	L-Frame, Electronic LSI, 80%	A054K393	A057L950	A057M155	A057M887	A057M149	NOT OFFERED	NOT OFFERED

## Cold Weather Accessories

For cold climates, plan ahead to ensure the performance of your generator. The components shown in the chart below will work together to keep your generator running, even when the temperatures dip below 0°F.

### Extreme Cold Weather Kits

Part Number	Compatibility	Kit Includes
<b>A052B640</b>	Extreme cold, naturally aspirated RS50	1500W Coolant heater, engine oil heater, CCV heaters, larger battery tray, larger starter, instruction sheets
<b>A052B642</b>	Extreme cold, turbo charged RS60, RS80, RS100	1500W Coolant heater, engine oil heater, CCV heaters, larger battery tray, larger starter, instruction sheets
<b>A052V713</b>	Extreme cold, naturally aspirated – CSA RS50	1500W Coolant heater, engine oil heater, CCV heaters, larger battery tray, larger starter, instruction sheets
<b>A052V715</b>	Extreme cold, turbo charged - CSA RS60, RS80, RS100	1500W Coolant heater, engine oil heater, CCV heaters, larger battery tray, larger starter, instruction sheets
<b>A054B984</b>	Extreme cold, naturally aspirated RS13A, RS17A, RS20A	Engine oil heater, battery heater, instruction sheets

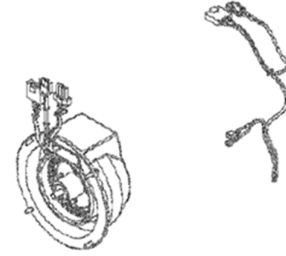
Extreme Cold Weather Kits are standard on the following models:

RS22, RS25, RS30, RS36, RS40  
RX30, RX36, RX40, RX45, RX50, RX60  
RS125, RS150

# Exciter/Voltage Regulator Kits

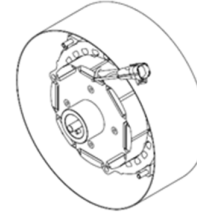
## Excitation Boost System – EBS Kit

A single self-contained unit installed to the non-drive end of the generator to feed additional power to the generator excitation system whenever the generator is subjected to a large impact load, such as motor starting. The added power supports the load power until the breaker discrimination can enable the generator to pick up a motor and drive the voltage recovery.



## Permanent Magnet Generator – PMG Kits

The PMG is a separate Permanent Magnet Generator installed on the end of the main generator's shaft, providing an isolated power source for the voltage regulator, so that the excitation circuit is not affected by the load on the generator. PMG is recommended for enhanced motor starting capability and performance with non-linear load conditions.



Part Number	Compatibility	Kit Includes
<b>A049F140</b>	Gensets using the CA115 alternator for Feature code B979-2. See "Connect Series Preconfigured Model Reference Table" in the Circuit Breaker section for model listing compatibility	Excitation Boost kit, Alternating current harness, Cable ties, and instruction sheet
<b>A049S000</b>	Gensets using CA125 or CA135 alternators for feature code B184-2. See "Connect Series Preconfigured Model Reference Table" in the Circuit Breaker section for model listing compatibility	Permanent Magnet Generator kit, receptacle housing, cable ties, and instruction sheet
<b>A052U030</b>	RS50, RS60, RS80, RS100 RS125, RS150	Permanent Magnet Generator kit, receptacle housing, cable ties, and instruction sheet

# Load Management

## Load Management Kit

This kit allows the genset to control up to two, 50A loads. Full details are described in the Operators manual under 'Load Management'. Kit can be flush or surface mounted.

Part Number	Compatibility	Kit Includes
<b>A051C329</b>	RS13A, RS17A, RS20A	Enclosure, relays, and instruction sheet

## Maintenance

Completing a scheduled maintenance program for your generator will ensure that it remains in good operating conditions, and that you meet warranty requirements. Recommended maintenance intervals are shown in the generator Operator Manual, for your reference.

### Paints (Touch-Up)

Brush-in-cap bottle helps to cover minor scratches and keep your generator looking good throughout its lifetime.

Part Number	Compatibility
<b>A043J735</b> (Sandstone)	RS22, RS25, RS30, RS36, RS40, RS50, RS60, RS80, RS100 RX30, RX36, RX40, RX45, RX50, RX60
	RS13A, RS17A, RS20A
<b>A043J319</b> (Green)	RS125, RS150

### Preventative Maintenance Kits

Part Number	Compatibility	Kit Includes
<b>A046N983</b>	RS30, RS36, RS40	1 Oil filter and 1 heavy duty air filter
<b>A046N985</b>	RS22, RS25, RS30 RX30	1 Oil filter and 1 heavy duty air filter
<b>A046N987</b>	RS36, RS40 RX36, RX40, RX45, RX50, RX60	1 Oil filter and 1 heavy duty air filter
<b>A054H068</b>	RS13A, RS17A, RS20A	1 Oil filter, 1 air filter, and 2 valve cover gaskets



A046N983



A046N985



A046N987

# Remote Displays

## Remote Displays

Surface mount HMI that allows remote monitoring/control functionality for Connect Series generators from a remote location. Provides ability to monitor generator functions, review basic diagnostic status, and set user preferences. Surface-mountable design for easy installation.

Part Number	Compatibility
<b>A053K028</b>	RS13A, RS17A, RS20A
<b>A046K103</b>	RS22, RS25, RS30, RS36, RS40 RX30, RX36, RX40, RX45, RX50, RX60 RS50, RS60, RS80, RS100

\* - Only with gensets equipped with PCC1.1 controllers



A053K028




A046K103


## Remote Bargraph Display

The bargraph display that can be mounted remote to display individual LED bars for AC amps and voltage for each phase, Frequency, Power (kVA), etc.

Part Number	Compatibility
<b>A045J203</b>	RS22, RS25, RS30, RS36, RS40, RS50, RS60, RS80, RS100 RX30, RX36, RX40, RX45, RX50, RX60
<b>A029T102</b>	RS125, RS150



A045J203



A029T102

## Remote Unit HMI 220 / 320

The Human Machine Interface 220/320 Remote Panel is our robust multi-line display unit, which can be used to monitor and display dynamic generator set performance information, as well as perform basic generator set control and configuration on a medium or large size display respectively.

Part Number	Description	Compatibility
A041J582	HMI220	RS50, RS60, RS80, RS100 RS125, RS150
A041J589	HMI320	

\* - Only with gensets equipped with PCC2.3 controllers



A045J582



A045J58

## Safety

### Alarm Installation, Audible, Engine Shutdown

When engine shuts down, an audible alarm is given.

Part Number	Compatibility
A043F059	RS22, RS25, RS30, RS36, RS40, RS50, RS60, RS80, RS100 RX30, RX36, RX40, RX45, RX50, RX60 RS125, RS150

### Emergency Stop Switch

Pressing the Emergency Stop control switch will cause the generator set to immediately shut down. The generator set is prevented from running or cranking with the switch pressed in.



Part Number	Compatibility
A044Z051	RS22, RS25, RS30, RS36, RS40, RS50, RS60, RS80, RS100 RX30, RX36, RX40, RX45, RX50, RX60 RS125, RS150
	RS13A, RS17A, RS20A

## Low Coolant Level Kit (A052U651)

Sensors send signals to the controller that the coolant level is low. The controller can be programmed for warning or shutdown.

Part Number	Compatibility
A052U651	RS22, RS25, RS30, RS36, RS40, RS50, RS60, RS80, RS100 RX30, RX36, RX40, RX45, RX50, RX60 RS125, RS150

## Oil Makeup System Kits

This kit includes a 4 quart (3.8 liter) reservoir and regulator/sight gage. It gives protection against possible engine damage from running with low oil levels. The controller can then shutdown the genset once the reservoir is empty and the oil level in the engine drops to a certain level.

Part Number	Compatibility
A052Z182	RS22, RS25 RX30
A052Y142	RS30, RS36, RS40 RX36, RX40, RX45, RX50, RX60



# Sound

## Base Barrier – Elevated Genset

Used on roof installed Connect Series to provide a sheet metal barrier between generator and roof.

Part Number	Compatibility	Kit Includes
<b>A046J607</b>	RS30, RS36, RS40 RX36, RX40, RX45, RX50, RX60	Cover plates, support members, hardware, instruction sheet
<b>A046J612</b>	RS22, RS25 RX30	Cover plates, support members, hardware, instruction sheet
<b>A052U603</b>	RS50, RS60, RS80, RS100	Cover plates, support members, hardware, instruction sheet
<b>A056H773</b>	RS125, RS150	Cover plates, support members, hardware, instruction sheet

## Sound Kits

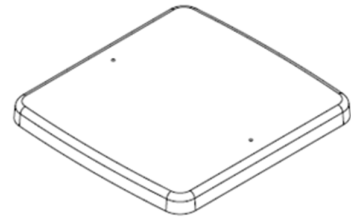
Provides enhanced sound attenuation beyond stock enclosure. The insulated inlet duct is matching Sandstone in color.

Part Number	Compatibility
<b>A043J733</b>	RS22, RS25, RS30, RS36, RS40 RX30, RX36, RX40, RX45, RX50, RX60
<b>A052V798</b>	RS50, RS60, RS80, RS100
<b>A056H766</b>	RS125, RS150



## **Mounting Pads**

Pre-cast concrete composite pad that is 3 inches thick and has a 1 inch overhang around genset. Pad comes with mounting hardware for securing the genset.



<b>Part Number</b>	<b>Pads per pack</b>	<b>Compatibility</b>
<b>A057M349</b>	5	RS13A, RS17A, RS20A, RS20AC
<b>A057M351</b>	10	

For more information contact your local Cummins distributor  
or visit [power.cummins.com](http://power.cummins.com)

**Our energy working for you.™**

